

TIPS FOR PARENTS

1. Make your ward revise the work done in the class so far in all the subjects and then encourage him/her to do the given worksheets himself/herself.
2. Motivate the child to read the question, understand it & then attempt the question himself/herself.
3. Prepare more such worksheets for your ward to practice at home.
4. Make your child to do handwriting practice of English & Hindi daily in a separate notebook.
5. Spend quality time with your child & take him/her out for an educational tour/excursion.
6. Bring home some educational toys like jigsaw puzzles, crossword puzzles etc. as per the age of the child.
7. Encourage outdoor play/activity in the evening
8. Set the time limit for the use of gadgets like mobiles, TV, video games etc.
9. Motivate the child to watch educational programmes/channels on TV rather than the cartoons.
10. Set up a small library at home by bringing a few good story books (both English/Hindi) as per the age of your child and inculcate the love for reading in your child.

TOPIC - MY INDIA, MY PRIDE

English

Read the given poem carefully and answer the following questions:-

Clean water clear blue sky
Our India shines so high
Love and unity are the seeds
All help each other in time of need
Meet men and women on the street
Namaste is a form of greet!



* Do the following work in a project file. Leave one page after the work of each subject.

- Write the poem beautifully on an A-4 size coloured sheet.
- Find out 5 'ee' sound words from the given poem.
- Write the rhyming words of:

a) greet - _____ b) need - _____

➤ Encircle the things that you see in the sky:



Sun flowers stars man kite
car moon cap birds

** Make a collage of things we see in the ' day sky ' on an A-4 size white sheet.

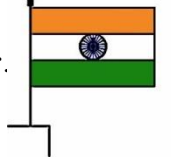
** Make a collage of things we see in the ' night sky ' on an A4 size black sheet.

➤ Find out the opposite words of:-

a) hate - _____ b) dirty - _____ c) low - _____

➤ Name the colour mentioned in the poem.

Find out any four objects related to that colour and paste their pictures on A-4sheet.
their names too.



** Read any one of the following book series for kids :

➤ Bubbles / Pepper Series

➤ Learn any one of the stories (incident) for Story Telling Activity in the class after vacation.

HINDI

➤ दी गई कविता की सुलेख करें व निम्नलिखित प्रश्नों के उत्तर दें :-

भारत का तिरंगा महान
बढ़ रहा इसकी शान
दिन-रात तप कर फसल उगाता
यहाँ का हर एक किसान
विशाल पहाड़ , नदियाँ झिलमिल
खिल जाए सबका ही दिल
बरगद ,कमल, आम, प्यारा
रंग - बिरंगा भारत हमारा ।



➤ कविता में से पाँच आ 'ि' व पाँच इ 'ि' की मात्रा वाले शब्द छोटकर लिखें ।

➤ समान लय वाले शब्द छोटकर लिखें :-

1) खिल - 2) प्यारा - 3) शान -

➤ आ 'ि' व इ 'ि' मात्रा वाले शब्दों से शब्द रेलगाड़ी बनाए :

➤ भारत → [] → [] → []

➤ किसान → [] → [] → []



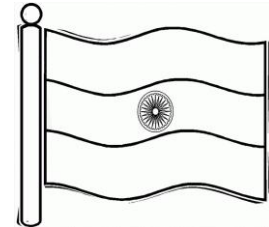
➤ भारत का राष्ट्रीय : क)फूल ख) पेड़ ग) फल घ) जानवर

➤ भारत के कोई चार / पाँच (आ 'ि' / इ 'ि' मात्रा वाले)



- फल व सब्जियों के नाम लिखे
 - प्रसिद्ध व्यक्तियों , स्थानों, पशु व पक्षियों के नाम लिखें।
इन सब के चित्र भी चिपकाएँ।
- सुंदर फिल्मों के देश भक्ति के गाने सुनें व कुछ पंक्तियाँ भी याद करें।
- जैसे “ ऐ वतन “ : राजी फिल्म
- दिया गया कार्य प्रपत्र करें।


Mathematics



1. Draw and colour 'Our National Flag'.
2. How many colours are there in it?
3. Which colour is in between orange and green?
4. Observe the Ashok Chakra and
 - a) Write the number of spokes in it.
 - b) Which digit is at Tens place?
 - c) Which digit is at Ones place?
 - d) Out of these two digits which is greater?
5. What is the shape of :
 - a) The Flag - _____
 - b) Ashoka Chakra - _____
 - c) Draw or paste pictures of 3 things each related to these two shapes.
6. In which year did India got freedom? Arrange these numerals in ascending order (starting from smallest to the biggest)
7. Do you know ???

Zero is the Hero of Mathematics.
"Aryabhata invented the digit zero.

 - Write 5 two digit numbers having 0 in it.
 - Out of these 5 numbers , write down the :
 - a) biggest number - _____
 - b) smallest number - _____
8. Do the given worksheet.



EVS

Facts:- India is a rich country of cultures. It has 28 states and 7 Union Territories. New Delhi is the capital of India. It has many National Symbols that make us proud. Can u name them?

1. Name the following national symbols and paste their pictures.

a) National animal	b) national bird
b) National game	d) national aquatic animal



❖ Do you know

The national song of India is "Vande Matram".

The national anthem of India is "Jana Gana Mana".

2. Prepare a beautiful collage of any one of the following .

a) Festivals of India OR

b) Traditional dresses of different states

3. Visit Qutab Minar / India Gate / Lotus Temple / Jantar Mantar with your parents.

Click photographs there and paste them .

***Let's take a pledge to save the historical monuments of India.**

4. "Diwali" is a festival of lights. As we decorate our homes on Diwali, Decorate the cut-out of a 'house' using waste material or other decorative material.

5. Watch the following links given below on "youtube". Discussion will be done in the class after the vacation.

Traditional clothes, Festivals of India, Indian Culture and Tradition, National Symbols and All about India BY JALEBI STREET.

6. Do the given worksheet.



ART

1. Let's take a step towards "Healthy India". Prepare a ' Table Mat ' using cut - outs of pictures of fruits and vegetables. Laminate it.(Size :- A3 Sheet)

2. Do the given worksheets.