



English Holiday Homework

1. Guide to bust boredom during lockdown - Prepare 5 videos, each showcasing five activities being undertaken by you during summer vacation. Choose one activity each from each of the following categories :

- DIY (Do it Yourself) art and craft project
- Cookery
- Gardening
- Physical Fitness
- Instrumental/Music/Dance

The following points must be covered in the video:

- a) Your introduction- Name, Class and section
- b) Name of your activity
- c) Proof of the activity done by you (while doing the activity in the video/ showing the projects made by you in the video)
- d) Explain its procedure/process of doing the activity (how it is done)
- e) Advantages or benefits of the activity for the students
- f) How it is helping you to erase boredom during lockdown

2. Role Play and Letter writing- During lockdown, we have been hearing news about various kinds of rare species of animals, birds and even fish showing up after years of hiding.

- a) Imagine yourself as one of the rare creatures and write a letter to a human being
- b) In the letter, express your joy over being finally free from years of lockdown forced on you by human beings.
- c) Tell how this lockdown has created favourable environmental conditions for you to live in.
- d) Advise the humans to take care of Mother Earth.

3. Corona Log book- Make a CORONA DICTIONARY where you will write 50-60 words (at least 2 of each letter) that you come across while listening to or reading news related to Corona pandemic. Write the words along with their meanings and frame sentences too. Keep in mind that a dictionary follows alphabetical order. For this, utilise one leaf each of your notebook for words beginning with one letter each. For example, all the words beginning with 'A' will be written on one sheet and so on.

4. Book Review-Read a Book and draw a graphic organizer or a web chart to review it. Mention these following points while reviewing it : Title and Author of the book, Main characters, Setting of the story, your favourite part of the story with a reason of your liking, favourite character and reason of your choice, moral of the story, one thing that you would like to change/edit/add in the story and why one should read it.

An example of a graphic organiser for a book review is given. You can show your best artistic skills in drawing one of your own choice.

Choose any one of the five e-Books given below (click on the links to open the books):

1. Percy Jackson- The Lightening Thief-

https://greekpercyjackson.weebly.com/uploads/4/6/4/4/46440761/the_lightning_thief.pdf

2. The Lion, The Witch And The Wardrobe=

http://www.samizdat.qc.ca/arts/lit/PDFs/LionWitchWardrobe_CSL.pdf

3. The BFG-

<https://ggwy.bnu.edu.cn/docs/20180321092340203052.pdf>

4. A Christmas Carol-

https://www.ibiblio.org/ebooks/Dickens/Carol/Dickens_Carol.pdf

5. Charlie and The Chocolate Factory-

<http://jssisdubai.com/DOCUMENT/UPLOADED/CHARLIEANDTHECHOCOLATEFACTORY.PDF>

Name: _____

Book Report Fun: Follow the Arrows!

Title _____	Author _____
Setting _____ _____ 	Problem/Conflict _____ _____ _____
Characters _____ _____ 	Conclusion _____ _____ _____
Main Events _____ _____ _____ 	Did you like the book? _____ _____ _____

Copyright © 2010 by Scholastic Teaching Resources

हिंदी ग्रीष्मावकाश गृहकार्य (2020-21)

मेरी पत्रिका :

शीर्षक : कोरोना से डरो ना

➡ पृष्ठ अनुसार निर्देश –

➡ पृष्ठ – 1 – शीर्षक पृष्ठ (मेरी पत्रिका : कोरोना से डरो ना) तथा कोलाज

➡ पृष्ठ – 2 – (Index) विभिन्न विधाओं के नाम तथा शीर्षक

उपरोक्त शीर्षक के आधार पर विद्यार्थियों को पाँच साहित्यिक विधाओं में लेखन कार्य करना है।

☀ लघु कथा लेखन – कोरोना के सकारात्मक पक्ष पर आधारित

➡ पृष्ठ – 3 – शीर्षक पृष्ठ – 'लघु कथा लेखन – कथा का शीर्षक तथा सार

➡ पृष्ठ – 3(क) – मुख्य कथा

☀ लघु नाटिका लेखन – कोरोना के सकारात्मक पक्ष को कोरोना तथा अन्य पारिवारिक, सामाजिक पात्रों को लेकर लेखन

➡ पृष्ठ – 4 – शीर्षक पृष्ठ – 'लघु नाटिका लेखन – शीर्षक तथा सार

➡ पृष्ठ – 4(क) – मुख्य पात्रों के नाम

➡ पृष्ठ – 4(ख) – लघु नाटिका

➡ घर पर नाटक खेलते हुए चित्र खींच कर भी लगाए जा सकते हैं।

- ☀ **कविता/गीत लेखन** – कोरोना पर आधारित
- ➡ पृष्ठ – 6 – शीर्षक पृष्ठ – ‘कविता अथवा लघु गीत लेखन – शीर्षक तथा सार
- ➡ पृष्ठ – 6 (क) – कविता अथवा गीत
- ☀ **डायरी का एक पन्ना** – विद्यार्थी कोरोना काल में अपने किसी एक बिताए गए दिन का चित्र सहित डायरी लेखन करेंगे।
- ➡ पृष्ठ – 7 – शीर्षक पृष्ठ – ‘डायरी का एक पन्ना – शीर्षक तथा सार
- ➡ पृष्ठ – 7 (क) – डायरी लेखन
- ➡ **निर्देश** –
- ➡ बच्चे सारा कार्य ए-4 हल्के नीले रंग के कागज़ पर ही करेंगे। चित्र भी बनाएँगे अथवा चिपकाएँगे।
- ➡ प्रस्तुतिकरण, रचनात्मकता तथा मौलिकता के अंक अलग से होंगे।
- ➡ **स्मरण करने हेतु कार्य** : शब्द भंडार (पर्यायवाची, विलोम, अनेकार्थक, वचन, मुहावरे, वाक्यांश के लिए एक शब्द आदि)–सत्र–प्रथम को याद करेंगे।(शब्द भंडार की पी0डी0एफ0 फाईल पहले ही सभी कक्षा गुप्स पर भेजी जा चुकी है।)

नैतिक शिक्षा ग्रीष्म-अवकाश गृहकार्य

- 1 आर्य समाज के तीसरे और चौथे (3 ,4)नियम को याद करे।
- 2 धर्म के दस लक्षणों को चार्ट पर लिखे।
- 3 ईश्वर -स्तुति प्रार्थनाउपासना मन्त्र 'विश्वानि देवइस मन्त्र को याद करे।

संस्कृत –

- 1 अधोलिखित घोषणैः एकं चित्वा तदाधारेण भित्तिपत्रं निर्माय घोषणां च लिखत ।
(नीचे दिए गए स्लोगन में से एक स्लोगन चुनकर पोस्टर (poster) बनाइए और चुने गए स्लोगन को भी लिखें)
- 1 कोरोनात् स्वस्य रक्षणं कुरु। (कोरोना से स्वयं का बचाव)
- 2 गृहात् बहिः मा गच्छ। (घर से बाहर मत निकलो)
- 3 नियमानां पालनम् कुरु।(नियमों का पालन करो)
- 4 वैद्यानां सम्मानं कुरु। (चिकित्सकों का सम्मान करो)
- 2 द्वयो वृक्षयोः चित्रं निर्माय तयोः विषये पंच पंच वाक्यानि लिखत ।
(A 4 colourful sheet पर दो वृक्षों का चित्र बनाकर उनके विषय में पाँच पाँच वाक्य लिखें)

Science

1. Collect information on any **FIVE** commonly found trees in India. Write how they are useful to us. Paste a picture of each tree.
2. Make a poster with a catchy slogan on “Afforestation”.
3. Collect pictures and make a collage on the causes of “ Scarcity of water “
4. Rajender Singh, nicknamed the ‘Water man’, has undertaken extensive water conservation efforts in drought- prone eastern Rajasthan by building water-harvesting structures. For his hard work, he won the 2001 Ramon Magsaysay Award for Community Leadership.
5. Find out more about the life and work of Rajender Singh. (Picture of Rajender Singh and work done by him should also be pasted)

NOTE : Use a separate A-4 size sheet for each activity.

SOCIAL SCIENCE

1. Diary Entry

Students will write about the daily conversation with their parents, grandparents, neighbours showing some stereotypes faced by them. At Least 10 diary entries.

2. Make a poster on Do's and Don'ts to fight with coronavirus (Interdisciplinary with Hindi/English/any other language)

3. Write a poem highlighting the importance of water or how it can be conserved/reasons for its scarcity. Write the poem on a paper cutout in the shape of a droplet of water. Colour the droplet also.

4. Map work

- Collect pictures of tropical rain forests species of flora and fauna and write about their importance for the economy.
- Locate rainforests on the outline map of the world.
- On the political map of India locate and label the states that suffered from the pandemic, with red colour.

5. Collage making- Prepare a collage on architectural development of kingdoms of North and South India and also write differences between them.

6. Case study (River Ganga): In what ways has industrialization in India affected the Ganges River? In what ways has industrialization in India affected the Ganges River? How does water pollution affect the health and daily lives of people, aquatic lives etc. GAP (Ganga Action Plan) by 2010. Mark/Locate river Ganga on India Political Map

Maths

Do the holidays homework on loose sheets or you can submit the same as a powerpoint presentation / word file.

Task 1 : Collect data of number of Covid19 cases for the following weeks in Delhi and Uttar Pradesh.

Week	Delhi	Uttar Pradesh
Week 1 : March 25 to March 31		
Week 2 : April 1 to April 7		
Week 3 : April 8 to April 14		
Week 4 : April 15 to April 21		
Week 5 : April 22 to April 28		
Week 6 : April 29 to May 5		

Task 2 : Round off the number of cases to nearest hundreds.



Task 3 : Draw a double bar graph representing number of covid19 cases (rounded of to 100) for 6 weeks in the 2 states i.e. Delhi and Uttar Pradesh. Compare the spread of Coronavirus in both the states.

Task 4 : In the states Kerala and Telangana , collect data on red , orange and green zones as follows (decided after 3 May) and also find their percentages respectively.

State	Total number of DIstricts	No. of districts under Red Zone	% of districts under red zone	No. of districts under Orange Zone	% of districts under Orange zone	No. of districts under green Zone	% of districts under green zone




ENJOY THE ART ACTIVITIES

ROLL NO	ACTIVITY	SAMPLE
1-10	Embroidery on Handkerchief	
11-20	Make a Mosaic tray	 <p data-bbox="654 1262 1024 1381"><i>Mosaic tray</i> using DVD's and resin</p>

21-30

Make a tree with matchsticks



31-48

Make planter with plastic bottle

