

DAV CENTENARY PUBLIC SCHOOL, PASCHIM ENCLAVE

HOLIDAY HOMEWORK CLASS- PRE- PRIMARY SESSION:2020-2021

Dear Parents,

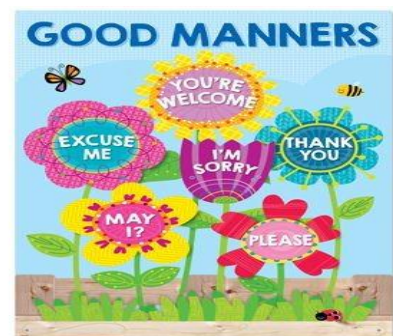
It is summer vacation time again-a time to relax as well as fruitfully occupy the children and keep their energies well directed. We have tried to assign holiday homework that encourages creativity in your child. Your co-operation and supervision is very important to bring out the best in the child. We have planned few interesting activities during the holidays that will keep the child occupied fruitfully and creatively.

- a) Encourage your child to attend phone calls and reply them responsibly like- Hello! Who's speaking? to whom you want to talk? etc.
- b) Help your child learn address, parent's name and telephone number.
- c) Help your child to learn the spelling of their names.
- d) Take the help of your child on small household jobs like dusting, laying the table, picking up things etc.

ENGLISH

- **Speak** with your child in **English**.
- **Read out story books** with big illustrations and after finishing the story, discuss it with your child to develop love for reading and listening to stories.
- **Encourage** your children to **use simple words, phrases and sentences**.
- Practice writing of **Aa- Zz** and learn their sounds.
- Recognition of **initial and last letter sound** should be well versed.
- Practice reading and writing of '**a**' **vowel words** and **phrases**.
- **SHOW AND TELL ACTIVITY:** Choose any one object from your surroundings everyday and let your child speak a few lines on it.
- Use of **magic words** like **Excuse me, Thank you, Please** should be initiated.
- **Encourage** and motivate your child to **use simple words and sentences** at home like:

- Mom, please give me something to eat.
- Please give me a glass of water.
- Please trim my nails.
- Please tell me a story.
- Can I watch TV?
- Can I go to the park?
- I am feeling sleepy.
- Please give me a bath.
- Please comb my hair.
- It is hot today.
- Nice to meet you.
- May I help you?
- Please sharp my pencil.
- Mom, you are looking beautiful today.
- Papa, you're looking handsome.



- **Rhyming Words Punching Card:**

- **STEPS:**

- Take A4 size sheet. Cut it into half.
- On both sides write the rhyming words (all vowels) randomly.
- Punch a hole near each word.
- Attach a thread or a lace along so that child can match it. (refer to the picture).
- Laminate it using broad tape.



MATHS

- Practice writing of counting 1- 30.
- Practice, count and write in notebooks.
- Practice missing numbers.
- Practice concepts of Just After, Just Before, In Between (0-10).
- **NUMBER LINE ACTIVITY:**

- **STEPS:**

- Take A4 size sheet.
- Draw number lines from 0-10 and 0-20.
- Laminate it using broad tape.



हिन्दी

- मान्यता और लेखन का अभ्यास करें-क से म तक
- प्रारंभिक और अंतिम अक्षर ध्वनि का अभ्यास करें।
- स्वर और व्यंजन से संबंधित अधिक शब्दावली शब्द सीखें।

SPINNING WHEEL MAKING:

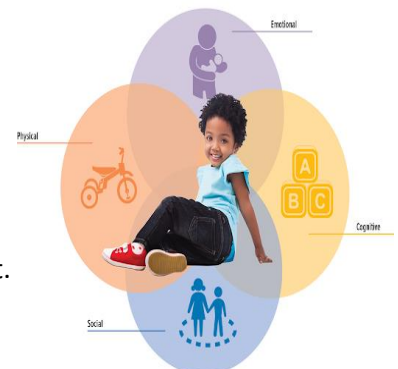
STEPS:

- Take a cardboard.
- Cut it into two circles. One big and one small.
- Write swar and vyanjans around the two circles..
- Now join the two circles from the centre using a pin in a way that they can be spinned.
- Laminate them using a plastic cover.



SOCIO EMOTIONAL DEVELOPMENT: Encourage your child to take care of personal hygiene by inculcating following habits:

- Covering nose/mouth while coughing or sneezing.
- Use a mask to cover whenever going out.
- Avoid sharing towel, hankerchief, brush, comb with anyone.
- Avoid touching eyes, ears, nose with dirty hands.
- Wash hands with soap for 20 seconds.
- Include some LIFE SKILLS in your child to help them become independent.
- Buttoning their shirt
- Tying shoe laces
- Turning pages of a book
- Proper toilet training
- Water the plants and feed the birds



CELEBRATING FATHER'S DAY (JUNE 21,2020)


ACTIVITY: DAV'S LITTLE CHEF: On occasion of Father's Day, let's celebrate and honour our fathers. Put on your Chef's Cap and get going in the kitchen. This mouth-watering recipe might become your all-time favourite. Let's make a special dish for your dad and spend some time with him.

CHOCOLATE DESSERT: Kids will love getting their hands dirty with this fun homemade dessert making activity.

INGREDIENTS: Bread slices, sugar syrup, chocolate sauce, sweet cream

STEPS:

- Take bread slice and put it in a mixer. Crumble them.
- Dip them in a sugar syrup.
- Now take a glass to form layers now.
- Make first layer of crumbled bread.
- Over it put a second layer of chocolate syrup.
- Third layer would be of cream.
- Then again make layer of crumbled bread.
- Again layer it with chocolate syrup, then again make layers of cream.
- Garnish it with your dad's favourite fruits like mango, strawberry, cherry or simply Choco chips.
- Refer to the picture attached.



COVID-19 PROJECT: MAKING A LIQUID HAND WASH

INGREDIENTS:

- ½ cup of finely grated bar soap.
- ¼ cup of water.

METHODOLOGY

- Grate or finely chop a bar soap. You can use a food processor or knife to grate it.
- Pour water in a saucepan and bring it boil. Then turn off the heat and add your soap flakes.
- Stir it constantly until soap dissolves into the water. At this point. The mixture will be very liquidity.
- Allow the mixture to cool for atleast 15 minutes. Then, stir it again. The mixture will get slightly thicker now.
- Keep it aside and let it cool for 7-8 hours.
- Stir to check the consistency. If it seems too liquidity, add more soap to it. But if it seems too thick, reheat it and add more water.
- Pour it into a soap dispenser and enjoy!

STAY HOME, STAY SAFE!!!

