

HOLIDAYS HOMEWORK

CLASS: PRE PRIMARY









Roll No.

**EVS**

\*Make mask or puppet of both National Animal and National Bird according to your Roll No.

\*Make National Flag Size(6'\*4") of the countries according to your Roll No.

Kindly refer to the table given below

| COUNTRY                       | NATIONAL ANIMAL    | PICTURE   | NATIONAL BIRD     | PICTURE   | ROLL NO. |
|-------------------------------|--------------------|---|-------------------|---|----------|
| INDIA                         | ROYAL BENGAL TIGER |    | PEACOCK           |    | 1-9      |
| CHINA                         | GIANT PANDA        |   | RED CROWNED CRANE |    | 10-18    |
| UNITED STATES OF AMERICA(USA) | AMERICAN BISON     |  | BALD EAGLE        |  | 19-27    |
| AUSTRALIA                     | RED KANGAROO       |  | EMU               |  | 28-36    |

**ENGLISH** : Write Aa - Zz once daily in practice notebook.

\*Making of vocabulary word game.

- Roll no. 1 to 7 : Vowel a
- Roll no. 8 to 14 : Vowel e
- Roll no. 15 to 21: Vowel i
- Roll no. 22 to 28: Vowel o
- Roll no. 29 to 36: Vowel u

**STEPS:**

- Make Flash card of various Vowel words(4-5 words each)  
Example: a vowel words - at, an, ap, ag, ad  
( Refer My English Book)
- Below each flash card paste picture of related vocabulary word with its picture with the help of ribbon.



**HINDI**: Write क - न once daily in practice notebook.

❖ Making of व्यजन रत्नगाडी (Vyanjan Train)

- Roll no.1-6 क - ड
- Roll no.7-12 च -
- Roll no.13-18 ट - ण
- Roll no.19-24 त - न
- Roll no.25-30 प - म
- Roll no.31-36 य - ह

**STEPS:**

- Take A-4 size colorful pastel sheets.
- Make an attractive engine of the vyanjan train as depicted in the picture shown above.
- Write व्यजन on various sheet and paste the related picture.(2-3 pictures)
- Draw or paste wheels on the bottom of the bogies.

**MATHEMATICS**: Write numerals 1 to 10 once daily in practice notebook.

- Making of a number game.
- Roll no. 1 to 13: What comes after?
- Roll no. 14 to 26: What comes before?
- Roll no. 27 to 36: What comes between?

**STEPS:**

- Write different numbers on a pastel sheet.
- Make pockets in front of those numbers to identify what comes after /before / between.
- Make flash cards depicting its answer.
- The child will be placing ( answer ) in that pocket.
- A fun filled activity for building the concept.



