

Summer Holidays' Homework

Session : 2018-19 Class : I

Dear Parent

The heat is mounting and the much awaited Summer Vacation is round the corner. It is time to pause, rejuvenate and revive our energies for the year ahead.

To give an opportunity to the students to explore and examine, very interesting and thought provoking Holidays' Homework has been given to the students.

***TIPS FOR PARENTS**

1. Please make the child do **handwriting practice of English and Hindi** (formations and recognition) **daily**.
2. Answer the questions on separate A-4 size colourful sheets. Place those sheets in a beautiful handmade folder.
3. Encourage the child to read story books like Peppa Pig series, Brownie Bear etc., children encyclopedia, books of riddles and puzzles etc. Ask questions from the books that promote the child's creative thinking.
4. **Revise all the topics done so far.**

ENGLISH

Q1. Write the names of your family members in alphabetical order.

Q2. Learn any song / poem on 'My Family'. Recite it in the class.

Q3. Watch any cartoon movie. Make a list of 5 new words you came across in that movie. Learn the words and try to use them in daily conversation.

Q4. Do Page No. 1 and 2 of Worksheet Book.

Q5. Make 3 Flash Cards of size 5"X7" according to your Roll No. :

Roll No. 1 - 10 : 'ee' sound words

Roll No. 11 - 20 : 'll' sound words

Roll No. 21 - 30 : 'oo' sound words **Roll No. 31 onwards : Opposite Words**

हिंदी

प्र1. छुट्टियों में परिवार के साथ बिताए गए अपने किसी यादगार अनुभव को कक्षा में सुनाएँ I

प्र2. अपनी दादा/दादी या नाना/नानी से कोई कहानी सुनें I ए4 शीट पर उसके किसी एक दृश्य का चित्र बनाएँ व शीर्षक भी लिखें I

प्र3. किसी अखबार या मैगज़ीन में से 5 'आ' (ा) मात्रा के शब्द काटकर शीट पर चिपकाएँ.

प्र4. वर्कशीट बुक के पृष्ठ 3 व 4 करें।

प्र5. निम्नलिखित विषयों में से अपने अनुक्रमांक के अनुसार 5”X7” साइज़ के 3 फ्लैश कार्ड बनाएँ :

Roll No.1-10 : 'अ' (०) मात्रा शब्द

Roll No. 11 - 20 : 'इ' (०) मात्रा शब्द

Roll No.21 - 30 : 'ई' (०) मात्रा शब्द

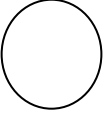




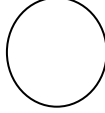



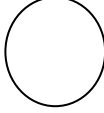


Roll No. 31 onwards : अंगों के नाम

MATHEMATICS

Q1. Write the name of :

a) the **youngest** member of your family. b) the **tallest** member of your family.

Q2 : Write the age of the members of your family in the circle. Compare and put the sign <, > or = in the box :

| | | | | | |
|---|---|---|---|---|---|
|  uncle |  |  father |  me |  |  sister |
|  mother |  |  aunt |  father |  |  aunt |

Q3. Do Page No. 2 and 3 of Worksheet Book.

EVS

Q1. Make stick puppets of any two family members.

Q2. Do Page No.2 of Worksheet Book.










Q.2 Talk to all your family members and make a table like below. :




| S. No. | Relation with the Family Member | Favourite Colour | Favourite Food | Hobby |
|---------|---------------------------------|------------------|----------------|-------|
| 1. | | | | |
| 2. | | | | |
| so on.. | | | | |

Art and Craft

➤ Make a photo frame using waste material like ice-cream sticks, match sticks, wool, mirrors, shell, buttons etc.

❖ Dear children, along with doing your Homework and all the revision work daily, following is a suggestive time-table that will help you have the best of work and play. Have a fun-filled, learning rich vacation! All the best!

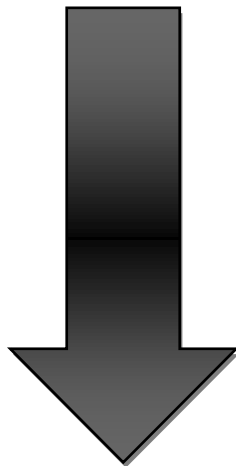
| | | | | |
|--|--|--|--|--|
| <p>Day 1 Begin and end your day with a prayer</p>  | <p>Day 2 Find objects of different shapes in your home.</p>  | <p>Day 3 Act of Kindness! Give a packet of biscuit to any poor child you see around.</p> | <p>Day 4 Learn any English Song.</p>  | <p>Day 5 Play time! Catch and throw a tennis ball with your mother.</p> |
| <p>Day 6 It's time to practice forward and backward counting!</p> | <p>Day 7 Take care of the plants around you. Water them daily.</p>  | <p>Day 8 Watch Animal Planet and learn some fun facts about animals.</p> | <p>Day 9 Fitness Time Go for a morning walk with your parents.</p> | <p>Day 10 Watch a cartoon movie and learn any 5 new words from it.</p> |
| <p>Day 11 Practice writing your name and surname in Hindi and English.</p> | <p>Day 12 Learn to button, unbutton and fold your shirt.</p>  | <p>Day 13 Learn any one Maths trick from your mother.</p>  | <p>Day 14 Play Carom Board with your parents.</p>  | <p>Day 15 Act of Kindness! Make kindness a part of you! Find a way to help others</p> |
| <p>Day 16 Make Lemonade with the help of an elder and serve it to all.</p> | <p>Day 17 Use magic words daily :</p> <ul style="list-style-type: none"> ✓ Please ✓ Sorry ✓ Thank You ✓ Excuse me | <p>Day 18 Get crafty! Make something to decorate your room.</p>  | <p>Day 19 Read a story. Understand its moral.</p>  | <p>Day 20 Be a Story-Teller! Recite the story you read to your grandparents at night.</p> |
| <p>Day 21 किसी अखबार या मैगज़ीनमें से 5'आ' (ा) मात्रा शब्द ढूँढें।</p> | <p>Day 22 Help your mother to fill water bottles.</p> | <p>Day 23 Have a family outing and tell about it to your friend over phone.</p> | <p>Day 24 Do the cleaning and dusting of the house with your father.</p> | <p>Day 25 Yoga Time! Practice some yoga aasanas to keep yourself fit!</p> |

| | | | | |
|---|---|---|---|---|
| <p>Day 26 Ask your grandparents about the fondest memory of their childhood.</p> | <p>Day 27 Learn to tie your shoe lace.</p>  | <p>Day 28 Daddy, I love you! Make a sweet Father's Day card.</p>  | <p>Day 29 Go to the park and enjoy!</p>  | <p>Day 30 Check your books and notebooks. Get them in shape!</p> |
|---|---|---|---|---|

Note :Please see that your ward completes the Holidays Homework with all seriousness and have a fun-filled, learning rich vacation! All the best!

Happy holidays!

WORKSHEETS



Q.1. Look and write:

1.  _____

2.  _____


3.  _____

4.  _____

5.  _____

6.  _____

7.  _____

8.  _____

Q.2. Tick the correct spelling:


1.  tree tri tere

2.  pell peel piil

3.  heel whil wheel


4.  cheese chiz chese

Q.3. Write the rhyming words:

1.  _____

2. _____ 

3. _____ 




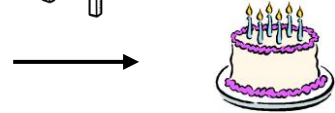

4. _____ 

Q.4. Look at the given picture and fill in the blanks with in/ on/ under:







Two girls are sitting _____ a garden.
The food is _____ the mat. One girl has
a glass _____ her hand. A boy is
standing _____ the tree. The big
ball is _____ the grass.

Q.5. Write the sentences using This / That:

1.  _____.
2.  _____.
3.  _____.
4.  _____.
5.  _____.

Q.6. Tick the correct answer:-

- 1) A _____ sits on Neha's heel.
(a) bee  (b) butterfly 
- 2) Neha bites the _____.
(a) mango  (b) apple 
- 3) Neha puts _____ in water.
(a) feet (b) finger

Q1. Unjumble the letters and write the name of the body part :

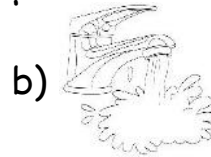
- a) R A S E - _____ c) E G L - _____
b) H A D E - _____ d) U M O H T - _____

Q2. Match the following :

- | | |
|----------------|-------|
| a) brush | hair |
| b) comb | teeth |
| c) hanky | nails |
| d) nail cutter | nose |




Q3. Look at the picture and write the name :



Q4. Choose the correct option and fill in the blanks :

- a) We have _____ (five / six) sense organs.
b) _____ (Hand / Skin) covers our body.
c) Comb helps us to keep our _____ (nails / hair) tidy.
d) We _____ (smell / feel) with our nose.
e) We keep our body clean to stay _____ (fit / ill).
f) We use shampoo to clean our _____ (body / hair)



Q5. Put ✓ or x :

a) We hear with our nose.

b) We have two tongues .

c) Our skin helps us to feel.

d) We wipe our body with a towel.

e) Bathing is the best way to keep ourselves clean.



Q6. Draw and label:

a) any two sense organs :



b) any two things which keep us clean :

Q7. Write a few lines on 'Myself'.



डी.ए.वी सेंटेंनरी पब्लिक स्कूल, पश्चिम एन्क्लेव, नई दिल्ली – 110087

कक्षा – प्रथम _____ हिंदी ग्रीष्मावकाश कार्य प्रपत्र सत्र : 2018-19

प्र.1 : चित्र पहचानकर नाम लिखें :



प्र.2 : चित्र देखकर उसका नाम पूरा करें :





च र

र त

स मा

पवा



ठशा

ड़

अख

ज़ा र

प्र.3 : सही वर्ण पर 'आ' (ा) मात्रा लगाकर शब्द लिखिए :

प ढ ई _____

ब द म _____

च ल क _____

ब द श ह _____

भ ग व न _____



ब ल क _____

ब ह र _____

द व ख ना _____

श र र त _____

त क त व र _____











प्र 4 : निम्नलिखित शब्दों के समान लय शब्दों में दिया गया रंग भरें :

ताला : लाल रंग

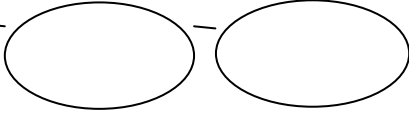
जकड़ा : काला रंग

झटका : हरा रंग

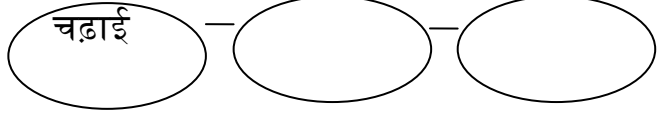


प्र 5 : समान लय शब्द लिखें :

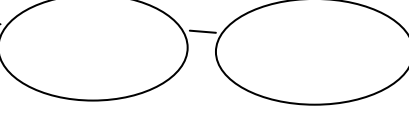
जाग



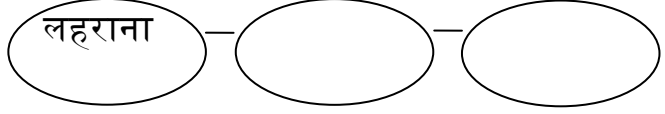
चढ़ाई



बजाना



लहराना



प्र 6 : वाक्य बनाएँ :

मटका : _____

अचकन : _____

पाठशाला : _____



प्र 7 : निम्नलिखित पंक्तियाँ पढ़ें। ✓ या ✗ का निशान लगाएँ :

उजाला छ गया। अजय उठकर उपवन गया। कसरत कर ताकतवर बना। भगवान का भजन कर
अखबार पढ़ा। गाजर का गरम हलवा खाया।

अजय उठकर घर गया।

गाजर का गरम हलवा खाया।

अजय नहाकर ताकतवर बना।

| |
|--|
| |
| |
| |



Mathematics Holidays Homework Worksheet

Q.1 : What comes between ?

| | | |
|----|--|----|
| 10 | | 12 |
|----|--|----|

| | | |
|----|--|----|
| 48 | | 50 |
|----|--|----|

| | | |
|----|--|----|
| 39 | | 41 |
|----|--|----|

| | | |
|----|--|----|
| 17 | | 19 |
|----|--|----|

Q.2 : What comes before ?

| | |
|--|---|
| | 5 |
|--|---|

| | |
|--|----|
| | 10 |
|--|----|

| | |
|--|----|
| | 44 |
|--|----|

| | |
|--|----|
| | 31 |
|--|----|

| | |
|--|----|
| | 26 |
|--|----|

| | |
|--|----|
| | 38 |
|--|----|

Q.3 : What comes after ?

| | |
|----|--|
| 39 | |
|----|--|

| | |
|----|--|
| 41 | |
|----|--|

| | |
|----|--|
| 20 | |
|----|--|

| | |
|---|--|
| 6 | |
|---|--|

| | |
|----|--|
| 19 | |
|----|--|

| | |
|----|--|
| 32 | |
|----|--|

Q.4 : Fill in the missing numbers :

a)

| | | | | |
|----|----|--|--|----|
| 44 | 45 | | | 48 |
|----|----|--|--|----|

b)

| | | | | |
|--|----|--|--|----|
| | 30 | | | 33 |
|--|----|--|--|----|

c)

| | | | | |
|----|--|--|----|--|
| 12 | | | 15 | |
|----|--|--|----|--|

d)


| | | | | |
|--|--|----|----|--|
| | | 21 | 22 | |
|--|--|----|----|--|

e)

| | | | | |
|----|--|----|--|--|
| 39 | | 41 | | |
|----|--|----|--|--|

ART & CRAFT

Colour the picture with Ear bud dubbing & decorate it.



WAX CRAYON PAINTING



NOTE: Paste it on a thick A-4 sheet.

- Colour the outlining of the picture with light oil pastel Colour. Eg-White, Pink, Light Green etc.
- Fill with any Poster colour of your choice.