

TIPS FOR PARENTS

1. Make your ward revise the work done in the class so far in all the subjects and then encourage him/her to do the given worksheets himself/herself.
2. Motivate the child to read the question, understand it & then attempt the question himself/herself.
3. Prepare more such worksheets for your ward to practice at home.
4. Make your child to do handwriting practice of English & Hindi daily in a separate notebook.
5. Spend quality time with your child & take him/her out for an educational tour/excursion.
6. Bring home some educational toys like jigsaw puzzles, crossword puzzles etc. as per the age of the child.
7. Encourage outdoor play/activity in the evening
8. Set the time limit for the use of gadgets like mobiles, TV, video games etc.
9. Motivate the child to watch educational programmes/channels on TV rather than the cartoons.
10. Set up a small library at home by bringing a few good story books (both English/Hindi) as per the age of your child and inculcate the love for reading in your child.

ENGLISH:

1. Read any one story book of your choice. Draw & Colour your favourite character/scene from it on an A-4 sheet.
2. Pick out at least ten each-new words, naming words and action words from the book.
3. Story Telling (Presentation) - Prepare props like masks, puppets etc related to the story & present the story in around 7 to 8 sentences in the class after holidays.
4. Do the given worksheets.
5. Make a Word Train of your choice using five half A-4 sized sheets & a ribbon.

FOR EXAMPLE:



HINDI:

1. अपनी पसंद की कोई एक पुस्तक पढ़ें।
2. पढ़ी गई पुस्तक में से दस - दस - नए शब्द, नाम वाले शब्द व काम वाले शब्द ढूँढकर ए-4 शीट पर लिखें।
3. कथा वाचन गतिविधि - पढ़ी गई कहानी को मुखौटे आदि का प्रयोग करते हुए, हाव-भाव के साथ, 7 से 8 पंक्तियों में, छुट्टियों के बाद कक्षा में सुनाएँ।

4. दी गई कार्य पत्रिकाएँ करें।

5. किन्हीं दो विपरीत शब्दों का चित्रों सहित फ्लैश कार्ड बनाएँ। ए - 4 शीट का ही प्रयोग करें।

MATHS:

1. Write down counting from 501 to 999 in your Maths notebook
2. Take the dictation of any 10 numbers from 101 to 999 from your parents daily in a thin separate notebook. Get it checked by your parents only.
3. Do the given worksheets.
4. Make an Expanded form Card for any one number from 101 to 999 . The sample for the same will be sent on Snap Homework.

EVS:

1. Read L-1 & L-2 carefully.
2. Do the given worksheets.
3. Follow all healthy as well as good habits learnt in the lessons during holidays.
4. Buy 10 small sized zipped polybags from the stationery shop. Collect 3-3 samples of each- pulses, grains& nuts in them. Write their names on the polybags with a permanent marker. Bring the polybags to school after holidays.

ART & Craft:

1. Make your own table mat using A-3 sized a handmade sheet & cut out of different fruits. Make a collage & get it laminated too.



2. Do the given worksheets.

Computer Science:

Play different e-wiz kid activities/games given in the CD pasted at the back of your EVS bookwith the help of your parents

Name : _____ Sub: Hindi Class : II Sec : ____

प्रश्न 1. स्वरों की पुनरावृत्ति।

अ _____ इ _____

उ _____ ऋ _____

_____ ऐ _____ औ _____

_____ अः

प्रश्न 2. व्यंजनों की पुनरावृत्ति।

क _____ _____ _____

ड.

च _____ _____ _____

झ

ट _____ _____ _____

ण

त _____ _____ _____

न

प _____ _____ _____

म

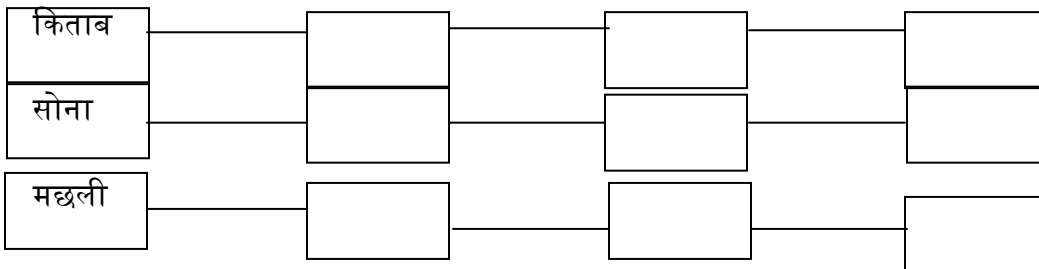
य _____ _____ _____

ब

श _____ _____

ह

प्रश्न 3. आओ शब्द रेल गाड़ी बनाएँ।



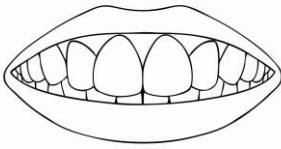
प्रश्न 4. नीच दिए गए चित्रों के नाम लिखें।






















प्रश्न 5. सही स्थान पर उचित मात्रा लगा कर शब्द पूरा करें



स र ज



ह थ



ब त ल



त त ल



प ध



त ल

प्रश्न 6. दिए गए शब्दों के सामान लय वाले शब्द लिखिए।

1. तोड़ा - _____

2. रेल - _____

3. गीली - _____

4. मेरा - _____

5. तन- _____

6. फूल - _____

प्रश्न 7. वचन बदलिए

1. कपड़ा- _____

2. साड़ी- _____

3. लड़का- _____

4. गली- _____

5. किताब- _____

6. लड़की- _____

प्रश्न 8. विपरीत शब्द लिखिए।

1. अंदर - _____

2. नया - _____

3. लंबा - _____

4. मोटा - _____

5. गंदा- _____

6. उठना - _____

प्रश्न 9. शब्दों को सही क्रम में लगाकर उचित वाक्य बनाएँ।

1. खेल / लड़के / हैं / रहे

2. फूल / है / बहुत / सुंदर / यह

प्रश्न 10. लिंग बदलिए |

1. लड़का - _____

2. पिता - _____

3. बेटा - _____

4. राजा - _____

5. मामा - _____

6. शेर - _____

प्रश्न 11. दिए गए शब्दों में सही स्थान पर () या () लगाएं।

1. अगूर - _____

2. बदर - _____

3. बदूक - _____

4. करूंगा - _____

5. मिलूगी - _____

6. बाध - _____

प्रश्न 12. दिए गए अक्षरों का प्रयोग करते हुए दो-दो शब्द लिखिए।

क्ष - _____

त्र - _____

प्रश्न 13. दिए गए शब्दों का वाक्यों में प्रयोग करें |

1. छिलका - _____

2. लड़ाई - _____

3. पाँव - _____

4. मदद - _____

प्रश्न 14. दिए गए शब्द जाल में से अंगों के नामों पर घेरा लगाइए।

ल	फु	मुँ	की	ठ	न
च	ना	ह	स	आँ	ख
सी	क	फ	श	पी	अ
ड	म	ग	ला	नी	मा
अं	गु	ली	स	फ	था
जो	स	आ	पे	भ	घ
पाँ	व	ख	ट	हा	थ
कु	य	रू	चा	ल	ग

D.A.V. Centenary Public School, Paschim Enclave
Class - II
Maths Worksheet (Summer Holidays)

Q.1 Fill in the missing numbers:-

a.) 80, _____, _____, 83, _____

b.) 102, _____, 104, _____, _____, _____

c.) 239, _____, 241, _____, 243

d.) 199, _____, _____, 202, _____

Q.2 What comes after/before :-

a.) _____ 90 e.) 102 _____

b.) _____ 45 f.) 152 _____

c.) 69 _____ g.) _____ 132

d.) 83 _____ h.) 99 _____

Q.3 Write number names for the given numbers :-

a.) 18 - _____ e.) 100 - _____

b.) 11 - _____ f.) 37 - _____

c.) 12 - _____ g.) 55 - _____

d.) 48 - _____ h.) 79 - _____

Q.4 Put > , < or = :-

a.) 83 _____ 38 e.) 15 _____ 15

b.) 14 _____ 68 f.) 69 _____ 79

c.) 99 _____ 91 g.) 35 _____ 30

d.) 57 _____ 17 h.) 99 _____ 100

Q.5 Write the numbers for the given number names :-

a.) eighty eight - _____

e.) forty one - _____

b.) fifty six - _____

f.) thirty two - _____

c.) fourteen - _____

g.) seven - _____

d.) ninety - _____

h.) hundred - _____

Q.6 What comes between :-

a.) 38 _____ 40

b.) 67 _____ 69

c.) 10 _____ 12

d.) 79 _____ 81

Q.7 Arrange the given numbers in ascending order:-

a.) 43 , 15 , 86 , 93 , 20

b.) 61 , 65 , 60 , 69 , 62

c.) 80 , 30 , 90 , 10 , 70

d.) 83 , 63 , 3 , 14 , 26

e.) 9 , 91 , 19 , 90 , 63

Q.8 Arrange the given numbers in descending order :-

a.) 46 , 16 , 96 , 56 , 36

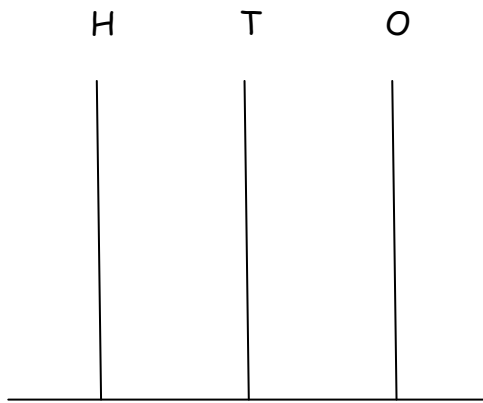
b.) 5 , 7 , 13 , 12 , 21

c.) 63 , 60 , 68 , 62 , 66

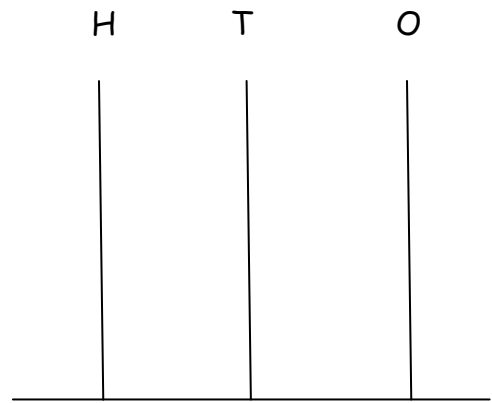
d.) 94 , 100 , 92 , 65 , 47

Q.8 Show the following numbers on the abacus :-

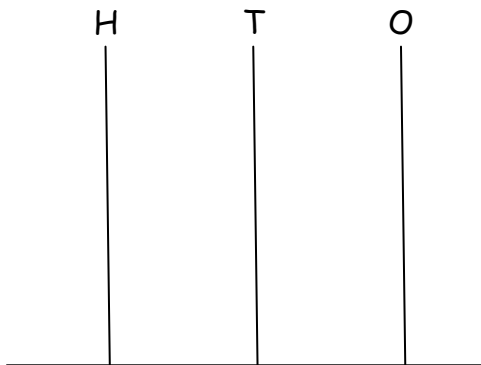
a.) 456



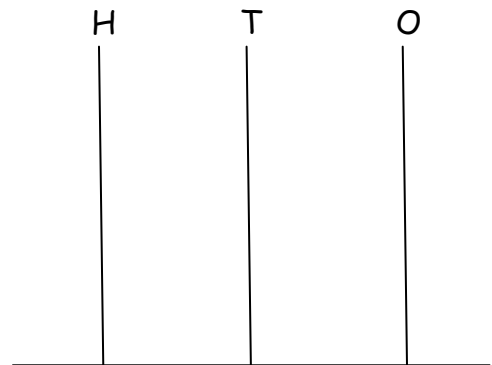
b.) 109



c.) 251



d.) 383



Q.9 Fill in the ordinal numbers :-

a.) The position of T in CARROT is _____ .

b.) The position of M in MOTHER is _____ .

c.) The position of J in BRINJAL is _____ .

d.) The position of N in WINDOW is _____ .

Q.10 Fill in the boxes to get the name of a body part.

a.) The 3rd letter is O.

b.) The 7th letter is H.

c.) The 5th letter is A.

d.) The 6th letter is C.


--	--	--	--	--	--	--

e.) The 1st letter is S.

f.) The 4th letter is M.

g.) The 2nd letter is T.

Q.11 Colour the fourth flower red and the sixth flower yellow.



D.A.V. Centenary Public School, Paschim Enclave
Class - II English Worksheet (Summer Holidays)

Q1. Fill in a/an:

1. I have _____ uncle. He is _____ doctor. He works in _____ hospital.
2. We are going to Mumbai by _____ aeroplane. My uncle and aunt are going by _____ train.
3. _____ owl sleeps during the day.
4. _____ parrot has _____ red beak.
5. _____ tailor uses _____ inch tape.

Q2. Use is/am/are/has/have-

1. My sister _____ in class I. She _____ a beautiful bag.
2. Manu and Tanu _____ in the park. They _____ colourful balls.
3. This _____ my chair. It _____ four legs.
4. Giraffe _____ a tall animal. It _____ a long neck.
5. I _____ a good girl. I _____ many friends.

Q3. Some naming words (nouns) are given in the help box. Use them to complete the sentences given below.

Mango, bed, stick, barber, lotus, Delhi

1. My grandfather walks with _____.
2. I live in _____.
3. _____ is called the King of Fruits.
4. A _____ cuts our hair.
5. _____ our national flower.
6. I sleep on my _____.

Q4. Write the opposites:

1. good - _____
2. day - _____
3. happy - _____
4. near - _____
5. up - _____
6. fat - _____
7. new - _____
8. in - _____

Q5. Choose the correct colour for the given things/animals/bird.

black	green	white
red	pink	yellow

- | | |
|-------------------|-------------------|
| 1. lotus - _____ | 4. crow - _____ |
| 2. banana - _____ | 5. cotton - _____ |
| 3. rose - _____ | 6. parrot - _____ |

Q6. Can you guess my name? (Riddle Time)

1. I am a big animal.
I have a long trunk.
Who am I?

2. I shine in the sky during the day.
I give you light.
Who am I?

3. I am a vegetable.
I have a purple body with a green cap.
Who am I?

Q7. Frame sentences using the given words.

1. book - _____
2. jump - _____
3. hear - _____
4. happy - _____

Q8. Let's go alphabetical !

Arrange the names of the following fruits in an alphabetical order.

strawberry, banana, coconut, orange, mango, papaya, watermelon, litchi, apple, grapes,

1. _____

6. _____

2. _____

7. _____

3. _____

8. _____

4. _____

9. _____

5. _____

10. _____

Q9. Join the broken words:

1. hun

larly

2. regu

thy

3. heal

gry

4. impo

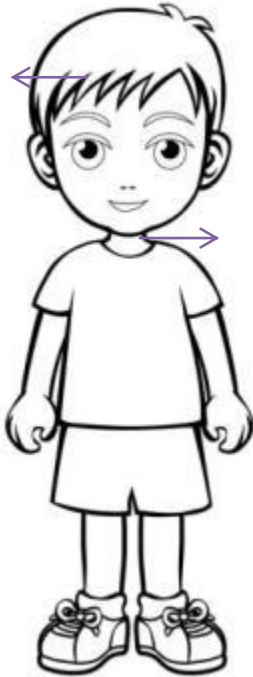
rtant

5. req

uest

Name : _____ Sub :EVS Class : II Sec : ____

Q1. Renu gets the picture of a boy. The letters from A to H are marked on it. Help Renu to write the names of the correct body parts against A to H.



- A → _____
- B → _____
- C → _____
- D → _____
- E → _____
- F → _____
- G → _____
- H → _____

Q2. Classify the following activities under the columns given below:

sing a song, move an almirah, wash my clothes,
brush my teeth, count upto 100, drive a car

I can do

1. _____
2. _____
3. _____

I cannot do

1. _____
2. _____
3. _____

Q3. Riddle Time (Guess the name of the **body part/ cleanliness product**)

1. You have two of these,

They help you to listen songs and stories

What are they?

2. You have ten of these on your hands.

You write and hold your pencil with them.

What are they?

3. They are shiny and white.

You have them in your mouth.

What are they?

4. It is long and thin.

You use it to clean your teeth.

What is it?

5. It is made of cloth.

You put it on your mouth,

When you sneeze or cough.

What is it?

Q4. Given below are a few activities. Circle only those activities which we do with our hands and fingers.

kicking a football

writing a letter

cooking food

kissing a baby

watching TV

playing football

playing video games

holding the pen

Q5. Encircle the odd one out.

- soap , mop , toothpaste , shampoo
- knee , eyes , toes , foot
- eyes , ears , shampoo , nose
- tooth brush , hanky , towel , broom

Q6. Tick the good habits and **cross** the bad habits:

- ❖ I do not cut my nails regularly.
- ❖ I take a bath daily.
- ❖ I shampoo and oil my hair regularly.
- ❖ I do not write on walls.
- ❖ I do not wear clean and ironed clothes.

Q7. State the use of the following products in one sentence.

- Tooth brush _____
- Nail cutter _____
- Hanky _____
- Towel _____

Q8. Find out any 3 brand names of the following cleanliness products.

a) Soap _____

b) Shampoo _____

c) Tooth paste _____

d) Hair oil _____

Q9. Fill in the blanks.

sharp	share	hanky	comb	talk	decay
-------	-------	-------	------	------	-------

1) I put a _____ on my mouth while coughing or sneezing.

2) We should not _____ while eating.

3) Do not put _____ objects into your eyes or ears.

4) Brushing helps to fight tooth _____.

5) Never _____ your hanky or towel.


6) _____ your hair regularly.

Q10. Situation based questions:

■ Sonu does not take a bath daily. What may happen to him?

■ Sunita does not brush her teeth daily. What may happen to her?

Colour the picture with Ear bud dubbing & decorate it with stone stickers



Complete the sheet with paper tearing.

